








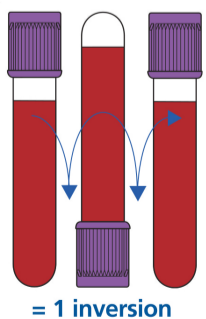


Order of draw - venepuncture using Syringe method

Order	Collection Tube Description	Number of Inversions	Purpose
1	 EDTA (Purple)  Paediatric Tube (EDTA)	8 - 10	Haematology
2	 EDTA (GXM) (Pink)	8 - 10	Group & Cross Matching
3	 Sodium Citrate (Light Blue)	3 - 4	Coagulation Studies
4	 SST II (Gel) (Yellow)	8 - 10	Chemistry, Immunology and Serology
5	 Clot Activator (Plain) (Red)  Paediatric Tube (Plain)	8 - 10	Chemistry, Immunology and Serology (no additive)
6	 Lithium Heparin (Green. As it is similar to Sodium Heparin, always check the tube label before use.)	8 - 10	Heparinized Plasma for Chemistry
7	 Potassium Oxalate (Grey)	8 - 10	Chemistry (Glucose)



Contact Us

Whatsapp: 9710 4015 | Hotline: 6278 9188 | www.parkwaylabs.com.sg

Your account manager is

Contact your account manager at